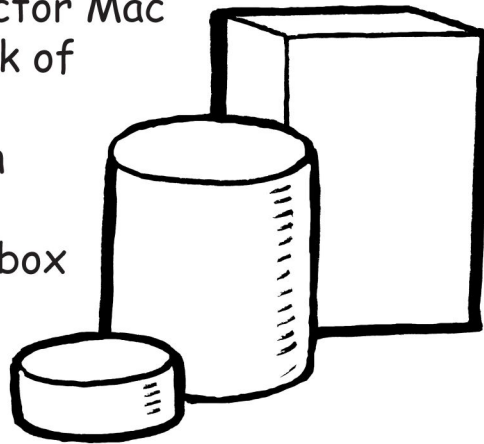



## How to draw Tractor Mac

a. To draw Tractor Mac you need to think of these shapes:



- a tuna fish can
- a coffee can
- a rectangular box



b. These shapes have to be in the correct order in order to look like a tractor.



c. Draw the tires where the cans are. Add round eyes and a mouth onto your rectangular box shape.



d. Now you can add parts to him like an exhaust stack, steering wheel, air filter, and seat. Add treads to his tires.